

Work and Life Oriented Education

Class Seven



NATIONAL CURRICULUM AND TEXTBOOK BOARD, BANGLADESH

**Prescribed by the National Curriculum and Textbook Board
as a Textbook for class seven from the academic year 2014**

Work and Life Oriented Education

Class Seven

Written by

Mohammad Mojibur Rahman

Md. Shahrier Haidar

Sumera Ahsan

Edited by

Dr. Mehtab Khanam

Translated by

Md. Shahrier Haider

Elina Akhter

NATIONAL CURRICULUM AND TEXTBOOK BOARD, BANGLADESH

Published by
National Curriculum and Textbook Board
69-70, Motijheel Commercial Area, Dhaka
[All rights reserved by the publisher]

First Edition : December, 2013
Revised Edition : September, 2015
Reprint : , 2018

Design

National Curriculum and Textbook Board, Bangladesh

For free distribution by the Government of the People's Republic of Bangladesh
Printed by :

Preface

The aim of secondary education is to make the learners fit for entry into higher education by flourishing their latent talents and prospects with a view to building the nation with the spirit of the Language Movement and the Liberation War. To make the learners skilled and competent citizens of the country based on the economic, social, cultural and environmental settings is also an important issue of secondary education.

The textbooks of secondary level have been written and compiled according to the revised curriculum 2012 in accordance with the aims and objectives of National Education Policy 2010. Contents and presentations of the textbooks have been selected according to the moral and humanistic values of Bengali tradition and culture and the spirit of Liberation War 1971 ensuring equal dignity for all irrespective of caste and creed of different religions and sex.

The present government is committed to ensure the successful implementation of Vision 2021. Honorable Prime Minister, Government of the People's Republic of Bangladesh, Sheikh Hasina expressed her firm determination to make the country free from illiteracy and instructed the concerned authority to give free textbooks to every student of the country. National Curriculum and Textbook Board started to distribute textbooks free of cost since 2010 according to her instruction.

For the unprecedented development of Science and Technology, the learners of this century facing the ever changing world. In this new circumstance, **Work and Life Oriented Education** subject is included in the curriculum as per guidelines of the National Education Policy 2010. The textbook has been designed with a view to creating eagerness among learners towards jobs and professions and making them respectful towards people of different sections and professions. It is expected that this subject will make an important contribution to build up a self-confident new generation in order to face the future educational and professional challenges.

I thank sincerely all for their intellectual labor who were involved in the process of revision, writing, editing, art and design of the textbook.

Prof. Narayan Chandra Saha

Chairman

National Curriculum and Textbook Board, Bangladesh.

CONTENTS

Chapter	Title	Pages
One	Work and Humanity	1-23
Two	Domestic Work and Profession	24-41
Three	Educational Planning and Success at Work	42-64

Chapter One

Work and Humanity

After reading this chapter we shall learn about the dignity of labour. We shall also get an idea about the importance of physical and intellectual labour. Besides, we shall know how to work with self confidence. Self confidence and creativity help us in our works. In this way, the standard of our work improves also.



At the end of this chapter, we-

will be able to explain the importance of dignity of labour.

will be able to explain the importance of self-respect, self-confidence and creativity in the sphere of work.

will be eager to be creative, self-confident and self-respected in our profession.

will show positive attitude towards labour.

will be encouraged to foster moral behaviour along with leadership.

will show respect to other's opinion.

Lesson 1: The importance of manual labour

Perhaps you know and remember what manual labour is. Manual labour is physical labour. Everyday we do different kinds of work. These works demands for our physical labour, i.e. in case of these works we do manual labour.

Many people earn money by manual labour, for example: a rickshaw-puller or a vandriner. You must have seen rickshaws, rickshaw pullers take passengers to different places by pulling rickshaws. Pulling rickshaws is an example of manual labour. Besides, there are many other works that need manual labour.

Activity

Let us write five more examples of work that require manual labour and compare our answers with those of our friends. Our teachers will help us if we need.


You must have seen those who work in the crop fields, they have to work very hard. Those who make food for us from those crops also need manual labour. There are people of various professions in our society, for example: iron smiths, potters, weavers, fishermen. They all do their own work and as a result of their labour we can live a comfortable life.

Think once, if the farmers did not grow food for us, what would we live on? If the fisher men did not catch fishes for us, how could we be Bangali with 'rice and fish'? If the tailors and the weavers did not make cloths for us, what would we wear? Have you ever seen a weaver weaving clothes? Have you seen how the tailors sew clothes?



Nowadays, our manual labour has been reduced a lot. Technology and different scientific inventions have helped to reduce our manual labour. Imagine, five hundred years back, how people used to go far places, they had to travel either on foot or ride on cows, buffaloes, horses, or they had to use asses as their transport etc. If we walk, we do manual labour, i.e. walking is an example of manual labour. If we travelled on waterways, we had to use boats. Rowing boats need manual labour. Many scientific innovations have made our life easier. For us, machines are doing many works that require manual labour. Today we can travel from one place to another by different vehicles very easily.

Physical exercise is very essential for our body and mind. We do many types of work in our daily life. To do these works we have to give manual labour. These works help us to keep fit physically and keep us healthy. Regular and sufficient manual labour prevents us from different physical health problems. This labour maintains the ability of our body to work, reduce the risk of heart diseases and increases the immunity against diseases.



Cleanliness is very much essential in order to remain healthy. Only remaining clean is not enough well, so we have to keep our surroundings clean. We all will keep the surroundings of our houses, schools and locality neat and clean. Cleaning the school campus is an example of manual labour. As a result of our manual labour we will be proud of seeing our surroundings so clean.

Lesson 2: Example of hard manual work

Our civilization is a result of massive manual labour of human being. We have achieved this human civilization at the cost of millions of peoples' manual labour for thousands of years. For decades, people have created so many things as the testimony of manual labour. Today, we will learn about some stories of those deeds.

The Pyramids of Egypt

Have you heard the name of the Pyramids of Egypt? Almost everyone everywhere knows about it. All the pyramids have been famous since ancient time. The Egyptian pyramids are about 4500 years old. People needed manual labour as well as technological knowledge for constructing the pyramids. It is heard that it took around twenty years for



100000 people to build the great pyramid of Giza. The blocks used for making this pyramid weigh at least a few tons each. Some of the stones were carried over from five hundred kilometres away. Some stones were carried from the other side of the river. Each of these stones weighs 25-80 ton i.e. 25000-80000 Kgs on an average. How people made these pyramids 4500 years ago without the help of modern technologies is a mystery. It was, no doubt, possible as a result of hard manual labour.



The Great wall of China

The Great wall of China is one of the achievements of the human civilization that requires the hardest manual labour of millions of people. The Chinese started making this wall in the seventh century B.C in order to protect the Chinese empire

from the attack of the mongols. Millions of workers continuously worked for hundred years to build this 8852km long wall.

The Tajmohal of Agra

Who hasn't heard the name of the Tajmohal of Agra? Emperor Shahjahan built this monument as a memorial of his dear wife Momotaj. This Tajmohal carries the symbol of Shahjahan's profound love for his wife and at the same time, it reminds the



hard labour of thousands of people in building this monument. Tajmohal is made of Mamore stones which had to be brought from far away. It was not an easy matter to cut these stones according to the required shapes and setting them in the proper place according to the plan. Besides, its extraordinary architectural design, huge building works, and sustainability in the teeth of hundreds of years natural calamity-all these became possible as a result of million of people's manual labour. We cannot but keep this in mind that in those days there were no modern technology like today.

Lesson 3 & 4: Story of manual labour

We all live in society. There are people of various professions in this society. Some of them earn their livelihood through manual labour, some earn money by practising intellectual activities. There are thousands of such people around us. Let us listen to the story of a person who is involved in the manual labour.

Activity**First Part**

The teacher will invite a person involved in manual labour as a guest. The person can be a-

A rickshaw puller or a van driver

A labourer who breaks bricks or a mason

A labourer who works in the field or a day labourer

Some other person who is involved in manual labour

The students will learn about his story from himself. They will listen to what works he does, what he eats, where he lives, how he involved himself in this work, what is his dream etc. They can ask the invited guest some questions on different issues if they need. As a facilitator, the teacher will help them asking questions. At the end of the discussion, the teacher in the presence of the guest will explain to the students that if their guest had not done this manual labour what sorts of risk would there be in our society. The teacher will thus highlight the importance of manual labour.

* One class period has to be allocated for this activity.

Second Part**Group activity**

The teacher will divide the students into several groups before ending the class. But if the teacher thinks, he/she can give this activity to an individual.

Some of the students will draw pictures, some will write stories, some can compose poems or songs too indicating the profession of the guests.

A wall magazine could be made with all these essays and pictures together to exhibit in the class.

* One class period has to be allocated for this activity.

Lesson 5 & 6: The importance of intellectual labour

In class six, we have learnt about intellectual labour and the examples of intellectual labour. Now we will learn why intellectual labour is so important. We know that the works we do using our intellect, are known as intellectual labour. Intellect is used for different purposes. Writing history is such a work. History is a summary of different events that



happen everyday in human life. Among those events, there are some special events described with special importance. The contents of history are wide and our political, social, economic, cultural, geographical issues every thing can come into the history. Writing history is not an easy matter considering all these things. It needs much intellectual labour. That is why, history is very important in our life. From the history of the human civilization, we come to know ancient people used to live, what they used to eat, what they used to put on, what games they used to play, what sorts of festivals they used to celebrate. However, we have known little about the people of that time when human being did not know how to write history or we haven't got the history what they wrote. So, the use of intellectual labour in writing history helps us to lead a very developed life. We can sense the nature of liberation war from the stories and poems written about different events during liberation war. How the liberation war happened, who took part in the war and how they took part, who helped us-all these we can learn from the liberation war based stories and poems. We know about the reality very easily only from the intellectual labour of those people who composed songs, poems and stories on the Liberation war.



Painting is a kind of intellectual labour. The artists depict different sorts of events that focus the times and events of mass people of different times and moments through their paintings.



These help us to know about many things. We can learn about the people past and their lives from the pictures. Writing stories, composing songs and drawing pictures- all are the examples of intellectual labour.

The electricity we use to turn on the fan and lights everyday was invented as a result of intellectual labour. The toothpaste we use for brushing our teeth, the bikes, rickshaws, vans or motorbikes we use for going from one place to another- all these have been made as a result of intellectual labour.

We all read books. We learn many things by reading books. Learning many things from reading is also an example of intellectual labour. On the whole,

intellectual labour is needed in every sphere of our life. It is not possible to live without intellectual labour. For these reasons the importance of intellectual labour in our daily life is unlimited and undeniable.


Activity

A debate to be arranged on “ It is the intellectual labour which plays the key role in revealing the human civilization”

* One class period has to be allocated for this debate.

Lesson 7 & 8: Practice of intellectual labour

Suppose, the picture below is your own classroom. Your teacher asked some examples of intellectual labour from you. Write your answers in the bubbles on behalf of the learners of the pictures.



Activity

Talking about the picture

Look at the following picture. Can you tell when the picture was taken? What message does it carry? Where did it take place? What is your feeling about the picture? Write the answers of these questions on your notebook.

The teacher will explain the importance of intellectual labour behind it after all the students have written their answers.

Teacher will explain what we can learn from this picture, what we could not learn if the picture was not there and so on.

(* For example we did not know that the young people were also fighting in the war if the picture was absent.)

* One class period has to be allocated for this activity.



Work : Write a brief description about the picture.

Lesson 9: Story of intellectual labour

There are many people in the world who have become memorable for their intellectual labour. They have dedicated themselves for the sake of the freedom and welfare of human beings; and through their acquired knowledge, wisdom and intellectual labour they have shown us the path of freedom and progress.

Activity

Write a short note on the intellectual labour of a person in your locality or of someone who is known to you. Then show it to your teacher. Share your answer with your class mates and you also give comment over their answers.

Anne Frank was born in Frankfurt of Germany on 12 June, 1929. But due to the increased tyranny on the Jews, her family fled to the city of Amsterdam of the Netherlands. When the Nazis gained control over this city in 1940, Anne Frank's



family went into hiding in a concealed room of a secret annex. Anna Frank, the young girl wrote about the period during the World War II from 12 June 1942 to 1 August 1944 on a diary which she got as a gift on her 13th birthday. No other writers could write such a touchy and compelling description of the world war as Anne Frank did. All the people who went into hiding were arrested on 4th August in 1944. Everyone except her father Auto Frank died in the prison camps. Anne Frank died of typhoid in March 1945 at the Barga-

Belson Captive camp of Hanova in Germany. Anne's father published Anne's daily entries in Dutch and named it "Hate Akterbus" (GoponKuthuri in Bangla). Later, the name of the book was changed into Anne Frank's Diary, some named it "The Diary of a Young Girl". Till now Anne's diary translated in 70 languages has got hundreds of edition. The young girl depicted everyday events that she experienced during the intolerable days captivated by Hitler. She had to think a lot while using appropriate language and writing about those days of the World War in an organized way. Besides, Anne wrote her daily entries for an imaginary friend, we get an evidence of her excellent imaginary power. So, Anne Frank's Diary is an example of her intellectual labour.

Shilpacharya Zainul Abedin drew many pictures on the 'famine of '76. There was an acute famine in the Bengali year of 1176. During that famine, one third population (about one crore) of this land died of starvation. Zainul Abedin drew pictures on those days. From those pictures we come to know and realize how much pains and sufferings people had during those days and what a pathetic and inhuman situation we went through. Shilpacharya Zainul Abedin had to give hard intellectual labour to draw those pictures.



All these intellectual labour help us learn about history. They make the significant events of the past alive in our eyes. We become eager to know about those events or days. We can learn many things from those experiences and it helps to make our future safer and better. Besides, we need intellectual labour to solve the problems we face in our daily life.

Lesson 10: Working with self-respect

Human being is the best of all creations. Thus, human being has a feeling of strong self-respect. We all live together in the society. There are people of different professions, ages and religions and casts in the society. So, as human



being, we need to maintain our self-respect while working. Those who practise corruption are criticized by all. Everybody hates and scolds them who take bribery and help people in doing unlawful deeds. Those who are men of self-respect do not want to be hated by others; they do not want to be ashamed in the society. So, they never do any unlawful deed, and avoid

misdeeds. Only those who do not have any self-respect do these misdeeds.

Those who copy their friend's answers during the examination, do not have any self-respect. The students who have self-respect never copy other's answers because they think that copying other's answers is one kind of stealing. A man with self-respect can never steal.



Many people think that doing manual labour hampers respect. They do not want to do their own work. Just think, if the rickshaw pullers do not pull their rickshaws, what will happen to us? In fact, no work hampers prestige. Each and every work is respectful. Those who do not do their own work have no self-respect. Will your hunger be met if someone else take your food? Will your tiredness disappear if someone else sleeps instead of you? If you have your own food, you yourself sleep, then you should do your own work, shouldn't you?

Now try to tell the different aspects of self- respect revealed in each of the following pictures.



Lesson 11 & 12: Let's have self-respect

In the previous lesson, we learnt about different aspects of self-respect. In this lesson we are going to learn about the characteristics of a person who has self-respect.

We all should have self-respect in our daily life. The qualities of a person having self-respect are as follows:

A man of self-respect never takes away a thing of others without informing him. We should never take away other's things without their permission.

A man of self-respect always respects others. We should always respect others.

A man with self-respect never quarrels with anybody nor involves in fighting.

A man of self-respect never earns by any unlawful deeds. If he sees anybody earning through misdeeds, he tries to stop him gently.

A man of self-respect never tells a lie. We should never tell a lie.

A student having self-respect never copies other's answers, never adopts any unfair means in the exam. We should never copy other's writing nor adopt any unfair-means in the exam.

A man with self-respect always respects others, never hurts others, tries to give what others deserve.

A man of self-respect is always aware of his self-respect. He never does anything that destroys his self-respect.

Activity

Every student will talk for 2/3 minutes about a person of self-respect whom he knows.

- One class period has to be allocated for this activity.

Why is it important to have self-respect?

We all should have self-respect. A man without having self-respect can never be a complete man. He who does not have self-respect can do any unlawful deed, does not feel guilty of doing corruption, does not hesitate to take away other's things without permission. Those who do so for lack of self-respect.



There are many people around us who are involved in different sorts of corruption. Those who destroy the assets of the mass people and misappropriate those things for their own benefit have no self-respect. A man who has self-respect does not show his greed for other people's assets. Imagine, if all of us had self-respect, what would be the picture of our country and the society?

We gained our own state at the cost of the blood of thirty lakh martyrs. We have to fulfill the dreams dreamt by the martyrs. We need people with self-respect in order to fulfill the dreams of our millions of martyrs. A man with self-respect is a fearless patriot as well as an honest, brave and hard working person. So, we need worthy citizens with self-respect in order to build a Golden Bangladesh. Being the citizens of the country, we all should do our duty properly. A citizen with self-respect follows the laws of the country thoroughly. The country will be developed only when all the citizens will abide by the rules. We all love our country very much. We all desire that Bangladesh becomes the country which was the dreams of lakhs of freedom fighters. So we all should have self-respect.

Lesson 13: Having success and self-confidence in work

Success in works mostly depends on self-confidence. In class six, we have learnt that self-confidence means confidence on one's self; but that confidence should not be over confidence. If we have self-confidence in our work, we can do that work properly. In history, we can see many examples of how self-confidence brings success in human life.

Have you heard the story of Robert Bruce? He was a good warrior and a worthy king. His enemies conspired against him and outcast him from the kingdom. He declared a war with a few number of soldiers against his enemies. He was defeated five times consecutively by his enemies. When he was defeated in the fifth war, he gave up all his hopes. He took shelter in a cave in order to protect himself from the enemy.



Inside the cave, a spider brought him his self-confidence back to fight again. He saw that a spider fell down again and again but finally it could climb up the wall with its utmost attempt and it finished weaving its net. This incident brought strong self-confidence in the mind of Bruce. He fought very bravely and finally defeated his enemies. His victory was possible just because of his strong self-confidence.

History says that Ikhtiar Uddin Muhammad Bin Bakhtiar Khalzi won Nobodip (a town of Nadia district of the present West Bengal in India) only with 17 advanced soldiers. Nobody dared to fight against the huge number of soldiers of Nadia at that time. It is Khalzi's unique strategy, unlimited courage and strong self-confidence that made this victory possible. However, strong the strategies and courage were, without self-confidence nothing would have been possible.



Sabuj is the son of a poor farmer of a village. He has a strong desire to study. But they are very poor. Sabuj often fears that he might not be able to go to school any longer. Thinking this he feels like to scream. One day the teacher said that 'this time the boy who will stand first will get a stipend. Sabuj does not have a house tutor, nor any elder brother or sister. His heart trembles in fear. Yet Sabuj became self-confident and started studying hard. By studying attentively he finally stood first and got the stipend. Everyone realized that one does not need guide books, or house tutors to make a good result in the exam. All he needs is only self-confidence and hard work.



The above mentioned stories are not mere stories but real stories. What have we learnt from these real stories? We could learn that self-confidence is essential to earn success in work. Even an impossible can be made possible with the help of self-confidence. There is no alternative to self-confidence in order to be successful.

Lesson 14-16: Let's become Self-Confident

To be self-confident, we have to know the difference between the self-confident and the less self-confident. Then we will understand which group we belong to. If we become self-confident, we can do some good things for our society and for the country by using self confidence. Again, if we belong to the group who are less confident, we shall have try to become self-confident so that we can do good things for our country. Let's try to understand the differences between the self-confident people and people with less self-confidence.

Self-confident people	People with less self-confidence
These people are not influenced by what other people say; they rather understand, think and then take decisions or take action.	These people believe everything what other people say, they never verify the truth or false, they do not think at all.
They are always prepared to take part in new activities and if they get the opportunity they start doing the work.	They fear to do anything new; also fear to take part in new activity.
They confess if they make any mistake and learn from it.	They fear to confess their mistakes; always try to conceal the mistakes they make.
They don't fear to accept any changes, rather take part if it is convenient.	They fear to accept any changes.
They respect other people's opinion, behave politely with everybody.	They do not want to listen to others, nor do they respect other's opinion. In fact, they fear to listen to them.
They do not fear to take risk, rather go ahead carefully on the path of risk.	They fear to take risk, avoid works that are hazardous.
As there is no end of good deeds, so they try to do more good works.	They have a tendency to keep works pending.

Activity

We all are self-confident to some extent, aren't we? Let's write a story or an event from our own life which reveals self-confidence. We all have self-respect and people who have self-respect never copy other's answers. Those who do not try to write themselves have no self-respect.

After we finish our writing, we will sit quietly. Teacher will tell us to read out each of our writing. We will listen to our teacher and do what he /she says.

After that, we will make a nice wall magazine with all our writings on it. Or, we can bind all our writings together and make a book. We can make a thick cover of the book and use the colour to write name on it. We can name the book as "We, the self-confident"

N.B.: We all will make the wall magazine or the book in the classroom. It will not be our home work. Also we will not depend on a single student and the rest will sit idly.

* Three class periods have to be allocated for this activity.

Badal is a boy with great self-confidence. He studies in class seven. Like you he will also tell a story which will show us his self-confidence. Let us hear from Badal.

My name is Badal. I read in class seven. Today I will tell a story on self-confidence from my life. Once there was a violent storm in our village. The big trees, the roofs of most of the houses were blown away. Nobody ever experienced such a big storm before. Many people were wounded. The big trees fell down on the highways and the vehicles could not run. Everybody was worried how the wounded people will get treatment, how they will be carried to the hospital. Being gathered at the turning point of the village, they were discussing how they could do all these things. Everyone was feeling sad as the wounded people needed to be moved to the hospital as soon as possible but they did not find any way out. Suddenly I got an idea. I told them that I could get the doctors from the hospital. I was very anxious as everyone was wondering if I could go there. I said to them, "The wounded need treatment, if the elderly people do not repair the houses we will face difficulty when it rains again. Besides, I can run fast. Please don't worry, the city is only 5 kilometre away. I will certainly get the doctor." Hearing this, the senior most person of the village gave me a letter which he wrote to the doctor and allowed me to go. He told others who were not-affected to start work for repairing the houses and roads. Two hours later, I came back along with the doctor. His bag was full of medicines. Everyone hugged me. The elderly people said 'we all are proud of Badal'.

Lesson 17: Creativity at work

In class six we have learnt that creativity means creating new things and doing a work in a new way as well. We all are creative in some ways. There are some people who copy others blindly. This is not creativity. Creativity is doing a work on one's own way, doing something different from others. The scientists are creative people. They create so many things that were not created before.



They create such things people never think of before. The scientists can think of such things and can create these, so they are creative.

Well, can we think that elephant will fly in the sky. It is funny to think, isn't it?

People in the ancient times possibly might have imagined this; they might have thought if elephant flew in the sky we could fly on the back of the elephant. The scientists made it possible in reality. Today, we can board on a plane and fly in the sky. Even we can travel to the space by rocket. All these have become possible by applying creativity properly.

Why are the scientists creative? Because they try to make people's dream come true. By observing the things and events around us they try to create something better.

The scientists create new things to make our life easier, safer and more comfortable. The creation of new things need creativity. For example, bicycle, what we know as cycle is a very essential transport. It is difficult to keep balance on the bicycle, again, it can't carry many goods or people, so, the scientists add an extra



wheel to the bicycle and it becomes tricycle. The rickshaws, vans are the well-known examples of tricycle. And, adding this extra wheel is a big example of creativity. Besides, motor engine has been invented with the passage of time. By adding motor engine to the cycle we have got motorcycle. This sort of creativity in work has advanced our civilization much further.

At different times, people invented a new machine and then gradually




developed it more. Again, men have discovered many ideas to do many works with a single machine. For example, mobile phone. With this small machine we can talk to people, listen to music, calculate, note down any information, send messages, watch videos, play games, and even use internet. Mobile phone has not been improved overnight. Today, we

got these facilities in the mobile phone only because of the creativity of hundreds of people used while working days after days. Besides, the appearance of mobile phone has also got varieties, they are of many designs and many colours. It has become possible because of the creativity of the designers of mobile phone used.

Lesson 18-20: Why is creativity needed?

We often hear that man is the best of all creations. But why and how are they the best of all?


All animals work hard for collecting their food, struggle to live. Think how much stronger the tigers, lions or elephants than the human beings are. Yet, it is not the elephant but the man who uses elephant for many purposes. The birds fly in the sky very easily. The blue sky is its boundary. Man has reached the moon by crossing the blue sky. Man is using the gift of nature as he likes. All these have become possible due to the creativity of man.



We need cold water in the scorching on a summer day. So, the creative men have invented refrigerator which we call fridge. Today this is no longer an imagination but a fact that people have used the electricity of the sky for his own purpose. This has become possible due to the creative thinking of men and because of man's invention of new things.

Are the clothes of the people around you the same? See, how the clothes are

different from each other with variety of colours and designs. There are differences in the designs of the various parts of the dresses, aren't there? Have you ever thought that those who make these clothes, dresses with new designs and new colours, how they do these? They think creatively and so they can do these things.



Look at the houses around you. Each of the houses are made of different things and they are of different designs. This also reveals creativity. Again, some of you like to remain neat and tidy, some set their hair in a different style, some talk nicely, some can make many things with papers, some can imitate other's voice, these are all the examples of creativity. Now think, if there were no creativity, all people would wear same clothes of the same colour, same design, the houses would look the same. That wouldn't be good. Besides, if there were no creativity, today, still we would live in the cave under the hills, we would live on fruits, roots and leaves. Even the invention of clothes would not have been possible if there had been no creativity. Now think, how much we need creativity.

Activity

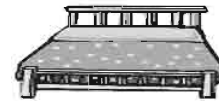
Let's everyone write a small passage.

The topic: Being a creative person, what I would like to do? After we finish writing, we will read out our own writings to others. We can even make a book with all our writings.

How will you make a book? Those who have good hand writing will write everyone's passages on separate pieces of papers. Those who can draw well, will ornament the writings. Now taking all the papers together will bind them with a thick cover page. You can name the book with a nice illustration on the cover page.

- One class period has to be allocated for this activity.

Practice of creativity: We will do some activities that are the examples of creativity. At first, let us match the pictures of the left side with those with the right ones by drawing a line.



Activity

Choose any of the above pictures. Write a short paragraph on the thing in 10-12 sentences in your own notebook. Below the paragraph, draw a picture of that thing and colour it.

- One class period has to be allocated for this activity.

Exercise

Multiple Choice Questions:

1. Which one is the example of intellectual labour?
 - A. Building the great wall of China
 - B. Building the Tajmahal of Agra
 - C. Driving cycle-rickshaw
 - D. Invention of motor car

2. The people who are self-confident-
- i. do not retreat from works despite having risk
 - ii. do not honour the opinions of others
 - iii. do not fear to accept the challenge

Which one is correct?

- A. i B. ii C. i & ii D. i & iii

Creative Question

Khalilur Rahman was attacked with Polio in his childhood. His parents called in a village doctor. Due to wrong treatment, Khalil became disabled at the age of 2. The relatives and neighbours thought him a burden. They advised Khalil's parents to engage him in beggary. But his parents did not listen to their advice and sent Khalil to school. Now Khalil is happy and continues his study. He has overcome all the difficulties and now he is a student of Masters Degree in Accounting.

- A. What is intellectual labour?
- B. Why is it important to have self-respect? Explain.
- C. Describe what worked behind Khalilur Rahman's success.
- D. Explain the rationale of the decision of the parents of Khalilur Rahman about not listening to the advice of his neighbours.

Chapter Two

Domestic Work and Profession

We have to do some work in our daily life and have to engage ourselves in some professions. As a member of the family, we have to help others in different works of our family. There are some works that are done by other people outside of the family. The importance of these works and the importance showing respect to those who are engaged in different duties and professions have been discussed in this chapter.



At the end of this chapter, we-

- will be able to explain the importance of doing our own work.
- will be able to explain necessary works of other members of the family in our daily life.
- will be able to explain the importance of the engagement of the family members in a profession.
- will be able to evaluate the everyday works done by people outside of the family.
- will be able to explain the importance of showing respect to the

people who are engaged in different jobs and professions.

- will be able to help others in their work of the family.
- will be able to do manual labour inside the school.
- will be able to do manual labour practically.
- will be able to take part in a drama of personal activities in our daily life.
- will show positive attitude to works.
- will show respect to people engaged in different professions.

Lesson 21-24: Importance of self-engagement in everyday work

It is very important to do our own work. Most of our daily works are for our own need. If we do these works ourselves they are done properly and look beautiful. If someone else does our work it loses its importance, and it is not done properly. Besides, if we get our job done by others, they do not do this with sincerity. Moreover, there are some other works which should not be done by others at all. So, it is better for us to do our own works by ourselves. For example: we should wash our own clothes. If we get it done by others it might not be washed properly and the clothes might get torn.

Activity

All of you get divided into two groups. One group will make a list of the works that people do in their daily life. Another group will discuss the importance of doing our works ourselves and then present the works of both groups to the class.

The importance of doing our own work

The work can be done in proper way: If you do your own work, you will be able to do it as you like to get it. Nobody will understand better than you how you would like to do the work. If you want to get the work done by others, you will have to depend on his or her own way of doing which you may not like. For example: tidying up your school bag. You know very well what things should be kept in which pocket. Other person will make it messy and you won't find a

thing when you need it.

It increases efficiency: The more one works, the more one gets expert. If you keep up doing your own work, one day you will become expert. If you get your job done by others, you will miss this opportunity and you will have to face difficulty in doing different other works in future, for example, tidying up your bed. If we do not start tidying up



your bed from now on, in future you will find it difficult when you will stay in a hostel outside of your home.

We can do the work as we expect: Every person has his/her own views and every person wants to do a job in his/her own way. If we want others do our work, we do not get the opportunity to apply our own choice and thus dislike the work, for example; tidying up your reading table. It is you who will decide which things you will keep on the table, what thing can be hung on the wall beside the table. Only then you can tidy up your reading table as you like.

We can do the work with privacy: There are some works that should be done with privacy. If those works are done by others, our privacy is lost. So, it is better to do our own work.

We can gain experience: The more one is expert, the better one can do the work. One who works more becomes more experienced. By doing work constantly a person's experience increases. So, if you do your own work you will gain more experience and perform a work with much expertise.

Our tolerance and patience increases: Tolerance and patience is very important to gain success in a work. Doing more work gives us the opportunity to learn from mistakes and increase tolerance and patience.

To save money : If you get your work done by others, you will have to pay him or her. So, you have to spend money; for example: one needs to spend money for getting the clothes washed by washermen. If one does this own work, he/she can save the money.

Creativity reveals: Skill increases by doing works. for example: inventing new ways of doing work, creating new things with the disposed ones and saving time while working etc. If you do your own work, you will be able to do such new things too and your creativity will thus be revealed.

A sound mind lives in a sound body: Both health and body remain good if we do our own work. Doing work makes our muscle move and body gets exercise. This keeps our mind cheerful too. If we do our own work, both our health and mind will remain sound.

We can perform our job on time: If we do our own work we can complete it on time. When we get the work done by others we have to depend on them. Besides, the person who does your work may not realize the time and urgency of your work. You might face problem at this; so, it is better to do your own work.

Activity

Teacher will divide the students into four groups .Each group will prepare a play on the works done by them in the family. They will also show it by acting the play in the class.

Lesson 25: The importance of other's work in our family

Let us read the following story

Jasim has two brothers . Jasim is 16 years old, his brother Sohel is 12 years old and their younger sister Mili is 8. They have no cultivable land. Their father works very hard in the lands of others and makes different things with bamboo and cane in his leisure. They earn a little by selling them in the market. Besides doing household chores, their mother rears hens and ducks and plants vegetables in the yard. She earns for her family by selling the eggs of the hens and ducks and the vegetables. As a result of their hard work Jasim , Sohel and Mili can study in the school. Apart from their study, their parents have arranged a hygienic environment for them. They provide them nutritious food, proper treatment if they fall sick and take them out to different places for

entertainment.

What have you understood from this story? Write down the problems that arise if any of the members is not engaged in any job. Write them down in the following table.

Serial No.	Problems
1.	
2.	
3.	
4.	
5.	

You all know that we all desire to live a sound life, to have education, and to establish ourselves in the society. We need money to make these desires come true. The engagement of the family members in various works helps us implement our dreams. But if they do not do any work, how would they help make these dreams come true? They help us by providing food, clothes, education, entertainment, treatment for us. That is why the work done by others is so important in our life. We are discussing the importance about this below:

Living Expense: Our family members arrange food and clothes for us by doing work. If they do not work, where would we get food and clothes? So, it is important for the members of our family to be engaged in work.

Education: Every parents want their children to acquire knowledge through study. They need money to educate their children. The expenditure for education can be met up through the work done by our family members. So being engaged for family members in some professions is important in our life.

Treatment: Sometimes, due to accident or any other reasons any of the family members could fall sick. Then the patient has to be taken to the hospital for treatment, for diagnosis, and it needs to provide some medicine. We need

money for all these things. If any of the family members are not engaged in any work, how that money could be earned?

Entertainment: Entertainment is one of means for human being to live a healthy life. Entertainment is said to be the food for mind. To visit different scenic places, to go for outing, to join a festival, to make fun on special days, watching drama, listening to music –these are all parts of entertainment. The money that is needed for these activities are arranged by our family members.

Depending on others: If our family members do not work, we have to depend on others for our livelihood. It is really a matter of disrespect to live on other's kindness. That is why, members of a family must do some work to get rid of such disrespect.

Social dignity: The family members who earn money gain much respect and importance in the society. On the other hand, the family members who do not earn lose their dignity and importance to the society. Nobody likes them or respects them. As a result, they are humiliated. So it is necessary to get involved in work in order to live as an active member in the society.

Activity

Read the text silently. Discuss in pairs what problems might arise if the family members are not engaged in work. Present if any new problem is identified.

Lesson 26 & 27: Helping family members at work

You have learnt that the members of your family contribute and help a lot in many of your work. You too have some responsibilities to help others in their work. You can help them in those works that you are able to do. It is often seen that a few number of members work in a family. Then it becomes difficult for one or two members to do all the work. So, along with your study, it is your duty to help others in your family. As a member of your family you should take part in works with the other members.

If you help any member of your family, it will reduce other's workload. If every member does their own work on time, then nobody has to take much

workload. If you notice you will see that the families where all the members do their own work and at the same time help others in their work, those families are much more disciplined and happy than others.



Activity

Teacher will invite the students to share their experiences in helping their family members at work. (the examples could be taking care of the younger brothers and sisters, helping in their study, in decorating or tidying up the house, helping in cooking food etc).

* One class period has to be allocated for this activity.

Let us read the following story now

Mr. Abdul Karim is a government employee. He has one son and one daughter. Hasan, his son studies in class seven and Nasima, his daughter studies in class five in their village school. Amena Begum, their mother is a house wife. They live in the village.

Today is Thursday. Mr. Abdul Karim's children are very joyful because their grandfather and grandmother will visit their house on Friday. After playing in the afternoon, Hasan helped his father in taking their cow back to the cow-shed

and in collecting straw for the cow. Nasima helped her mother in taking back the hens and ducks into the shed. Mr. Abdul Karim had some food with his wife and children in the evening. While eating, they made a plan what they would do on the next day.

It was Friday morning. Hasan and Nasima got up from bed and washed their hands and face. After that they helped their mother in tidying up their house and bed. After their breakfast, Hasan went to the market with his father. They bought meat, fish, vegetables and other necessary things and came back home. Nasima was busy for helping her mother in cooking. She helped her mother in chopping the vegetables, slicing the meat and fishes, carrying water for cooking etc.

Their grandparents came at 11 in the morning. They brought some fruits and sweetmeat for their grandchildren. Hasan and Nasima were very excited. They were chatting with their grandparents. After the food was cooked for the guests, Hasan and Nasima helped their mother in serving the food. After eating, they all sat together and began to chat.

Activity: Write down what Hasan and Nasima did to help their parents in the following list:

Serial No.	Activity
1.	
2.	
3.	
4.	
5.	

Activity

Each of you make a list of the works that you did to help the members of your family in the last week. You will then present it in the class.

* One class period has to be allocated for this activity.

Lesson 28 & 29: Living expenses for the family members and their profession

Do you know what sorts of expenditure there can be in a family? How does a family run? Who meet the expenditures ? By doing what works do they earn money? We will try to learn these things in today's discussion.

We all know that a family has to spend or plan to spend money for many things everyday, every week, every month or every year. We call all these expenditure 'living cost'. In other words, the expenditure is done in a family to meet for food, clothes, dwelling, education, treatment, entertainment. Write the expenses that belong to living cost in the following table.

Serial No.	Expenses
1.	Food
2.
3.	Clothes
4.
5.	Monthly School fees
6.
7.
8.	Treatment/medicine
9.
10.

Do you know that whose responsibility it is to bear these expenses? One of the family members has to take this responsibility. In our country generally we see that our father-mother, elder brother or sister bear all these expenditures. In other words, he who is the eldest takes the responsibility of bearing expenses. If nobody takes this responsibility, how will the necessities be met? That is why, this responsibility goes to a member or some members in the family.

Do you know what profession is? Involving in any socially recognized work

according to the individual's achieved experience and skills in contract of monetary exchange can be named profession. For example; a farmer using his skill in cultivation earns his livelihood, so his profession is farmer. Again, a doctor using his acquired knowledge on diagnosis and providing treatment and medicine to the patients earns money, so practising medicine is his profession. So, the work every person does by using his or her skill and knowledge and earns money is his or her profession.

The members of a family have to earn in order to meet the needs of the family and they have to be engaged in any paid work. Everyone's own work is his/her profession. If you notice a bit carefully, you will see that your mother, father, brother, sister, uncle or any other persons you know, do some sorts of work. All of them do hard labour in their work and get payment for their toil. They do all these with a view to meeting the basic needs of the family members.

Let's read the following story:

Sabina is a student of class seven in Adarshapara high school. She is very good in her study. Everyone loves her in the school. She attends the classes regularly. Sabina's father's name is Abdul Muktedir. He knows sewing well. So, he does tailoring in a shop in the village market. Despite his struggle, he is determined to educate his two children. Sabina's mother does all the household chores. She can make nice things with bamboo and cane. Sabina learnt all these things from her mother. At her leisure she makes these things. The villagers like those things and buy them. Again if it is excess, her father sells them in the market. Sabina's elder sister completed her graduation from Upa-zilla government college last year. Now, she is a teacher of a primary school in the nearby village. She helps her father in meeting the expenses of their family.

In the table below write the professions you know and write down the names who are engaged in those professions.

Activity		
Serial No.	Profession	Names of the people engaged in the profession
1.		
2.		
3.		
4.		
5.		
6.		
7.		

Lesson 30 & 31: Dignity of work and profession

Let us read the following event.

Event 1: Mr. Hasan is the eldest and most respected person in the village. Everyone in the village respects him. He is a farmer. He has three sons. He educated all of them. His eldest son completed his education and gets engaged in agriculture. Besides cultivating on their own land, he takes lease of others' land and cultivates them. The second son passed MBBS from a medical college. Now he works in a hospital in their village. The youngest son has completed his education and work as a weaver. Some of the villagers make fun of the profession of the two sons. They make criticism that despite having completed their education Mr. Hasan's two sons do the work of a farmer and a weaver. Mr. Hasan has no regret for the profession of his sons, rather he is very glad. He certainly knows that every work has its own dignity.

Event 2: Arkwright invented the machine to make thread for making clothes. He was born in the city Preston of USA in 1732. His family was not financially well-off. He never got the opportunity to go to school. What he studied himself was his strength. He used to work in a barber shop to run his family. With this experience, he opened his own saloon and started the business of fixing wigs. At that time many people criticized and teased him for his profession saying

that this was a work of low class people. He used to reply that doing anything is work whatever it is. No profession undermines anybody.

Event 3: Plato is the world famous philosopher. He was born in Greece in Europe. He had limitless knowledge on different subjects. He was the teacher of Aristotle, another world famous wiseman. Aristotle used to learn from Plato since his childhood. Once Plato started for a world tour to learn about the universe and to acquire knowledge. He roamed from one place to another and reached in Egypt. When he reached there, he became penniless. In order to meet his travel cost, he started to sell oil carrying on his head on the streets of Egypt. The Egyptians used to watch this with surprise. He used to say that one can't gain dignity by doing high profile job, rather one can achieve dignity by doing hard work and having perseverance.

Activity

Get into three groups. Each group reads each different story and discusses why the work mentioned in the story is not a work to be ignored. After your discussion, each group will explain that the work in their story is dignified and then present it in the class.

* One class period has to be allocated for this activity.

We do various kinds of work for our livelihood or to live well. Some of us do the work of a farmer, or weaver, or cobbler. Again, some are doctors, engineers etc. Remember, no work is hateful, all are equal. Whatever work you do, if you do it with honesty, patience, punctuality and skill, it will be respectful and you will be successful. If anybody is a day-labourer and works with honesty, patience, attention, punctuality and efficiency, his work will be a dignified one. Again, if someone is a high official and is dishonest, neglectful, and insincere and tells lie, his work will be disrespectful and hateful.

Activity

Each of you choose a work or a profession. Write ten sentences in favour of the work which is respectful and present it.

* One class period has to be allocated for this activity.

Lesson 32 & 33: The importance of other's work outside of the family

You all know that there are many kinds of work to do in a family. It is not always possible that all the members of a family can do all sorts of work. There might be some works which the members can't do or cannot manage time to do. The members need to take help of others outside of their family to get those jobs done. In every family there are such jobs. Make a list of such jobs in the following table.

Serial No.	Works done by others outside of the family
1.	Repairing or painting the house
2.	Sowing seeds in the field
3.	Cutting hair.....
4.
5.
6.
7.
8.
9.
10.

Can everyone do all the jobs you mentioned in the above list? Not everyone can do all the jobs. One needs skill in doing a work. So, we call those who are skilled in doing those jobs, for example; masons for repairing houses, electricians for repairing the electric machines, cowboys for rearing domestic animals or others like laundry people, milkman, newspaper hawker, house workers, day labourer etc. These people are contacted to do those jobs beforehand.

Activity

Get into five small groups and make a list of the work done by people outside of the family. Present the importance of these works in the class.

* One class period has to be allocated for this activity.

The works that are done by others are equally important like the works done by the family members. If any work done by others is not properly done, it also creates problem in the family. For example; if the cowboy does not come, who will rear the domestic animals. Similarly, if the power supply is interrupted and if the electricians are not called, then we have to remain in the dark, those who have cars and the driver does not come, who will drive? Again, if the doctor does not come who will cure the patient? Thus we understand that the works done by others outside of the family are equally important. So, no works should be neglected whatever they are.

Activity

Bring a person in the classroom who does the work that is not done by the family members and listen to him and share your opinions with him. The students will make the questions beforehand and share with the person by answering questions.

* One class period has to be allocated for this activity

Lesson 34-37: Importance of showing respect to those who are engaged in work and profession

A man does various types of work in order to meet the expenses of his family. Every person is engaged in various kinds of profession which match with every person's skills and qualifications. Each of their works differs from others. Every work is of equal importance in our life. There is no work which is mean or great, big or prestigious.

It is our duty to show respect to those who are engaged in different professions. They are playing significant role by doing their job. What will happen if the farmers do not grow crops, van drivers do not carry goods by driving vans, doctors do not treat the patients, rickshaw pullers do not pull rickshaws, porters do not carry goods, shopkeepers close their shops, fishermen do not catch fishes, cleaners do not clean the roads? Our country will become out of order and it will be difficult for us to live. So, all the people engaged in various professions should be respected.

Every profession is equal: To develop the country the role of the people from all professions is equally important. If we consider hard work, dignity, economical value, use of skills, then we should show equal respect to every profession.

Everyone's role is equal: The role of people of every profession is equal for the development of a country. Everyone starting from a labourer to the high officials have made our daily life easy and dynamic. If any of them stop doing their work, we will be in great trouble. So, the people of every profession should be shown respect.

Partnership in development: All sorts of work and professions found in our country which are contributing to the development of the country. If any person stops performing his duty then our development will get stuck, for example: if the farmers stop growing food, there will be scarcity of food. If the van drivers stop carrying goods, then food supply will be stopped. If the labourers do not work in the factory, then production will be stopped. So, people of every profession must be shown respect.

Importance of labour in a profession: Every work and profession requires hard labour. Some do physical labour, some do intellectual labour, again, some do both. No work is possible without hard work. So, we should respect the people from all professions.

Sustainable economy and prosperous country: The people of the country have made the economy active by dint of their work. Each of them with their work and profession is playing a vital role in bringing prosperity for our country. So it does not matter who is engaged in which profession, rather everyone with

their profession is making economy dynamic. So, all profession should be considered as equally respectful.

Increase of skill and experience: Every person is a skilled labour in his profession. Because of doing hard work continuously, whether it is physical or mental, they have become skilled and disseminating their expertise to the novice ones as well. So, every profession needs to be respected.

Division of labour: Division of labour is there because of different professions, If everyone does the same work or wants to do the same work, who will do the other works? Besides, if people do not get engaged in all sorts of professions everything will be stopped. So, every profession has to be honoured so that people can choose any profession.

Social balance: As a result of being engaged in different professions, families are becoming well off and at the same time social balance is being created. Different classes of different professions have been grown up. Everyone is working with their awareness and self-respect. They remain aware of their own right as well as of other's right. So, in order to maintain social balance, all sorts of professions have to be respected and given importance.

Group work

Writing a poster on the importance of showing respect to the people engaged in different works and professions.

* Two class periods have to be allocated for this activity.

Exercise

Multiple choice questions

1. If we do our own work-
 - A. the work can be done as we wish
 - B. the work is done halfheartedly
 - C. money is spent
 - D. creativity is hampered.
2. Which of our basic rights are met if the different members of our family are engaged in different professions?
 - A. Social
 - B. Basic
 - C. Political
 - D. Cultural
3. Which expense of the following areas is **Not** included in the living expenditure?
 - A. Food
 - B. Treatment
 - C. Clothes
 - D. Savings
4. Which of the following works is generally done by others outside of a family?
 - A. Cooking
 - B. Washing clothes
 - C. Cutting hair
 - D. Cleaning house
5. Because of our participation in the variety of works-
 - i. social equality is kept balanced
 - ii. solvency come in the family
 - iii. division of labour disappears

Which one is correct?

- A. ii B. iii C. ii & iii D. i, ii, & iii

Creative Question

Everybody of the village respects Mr. Alam. He is a farmer. He has a son. He is very eager to educate his son. His son passed HSC Examination with good result. He sent his son to study Fisheries in Bangladesh Agricultural University. After completing education, he engaged his son to fish cultivation in his own three ponds, as well as in some other ponds on lease in the village. Villagers would make fun of his son's profession. But Mr. Alam was very pleased at his son's profession.

- A. What is profession?
- B. Why do people work?
- C. Why do some villagers make fun at Mr. Alam's son? Describe.
- D. Evaluate why Mr. Alam is glad with the profession of his son.

Chapter Three

Educational Planning and Success at Work

We have learnt how we can be a successful learner. We have learnt about the work we do in our daily life. This year you are studying in class seven. Next year you will surely study in class eight. Some of you will go to college after finishing school, some will go to the university, some will take vocational education. When you complete your study, you will perhaps be engaged in a profession. Have you ever thought which profession you like? What you have to study for that profession? What qualification will you have to achieve? Now let us see how we can enter into a profession after completing our study. Besides that, we will also find out the qualities that can make us successful at work.




At the end of this chapter, we-

- will be able to explain the importance of different disciplines and subjects of the later stages of education.
- will be able to explain the qualities needed for achieving success at work.

- will be eager to achieve success in education.
- will be able to show a poster after designing the ways of achieving success in education.

Lesson 38: We want to succeed in life. What to study?

Rashed and Eva are the students of class eight. Let us see what they are discussing about.



Eva: Hi Rashed, where are you going? Why do you look so worried?

Rashed: I am so worried, Eva. I am going to my uncle's house to discuss a matter with my uncle and aunt.

Eva: Oh, I see. May I know what the matter is?

Rashed: Certainly. I am at the end of class eight. Next year I will have to choose the subject area I want to study- Science, Humanities, or Business Studies. Which area will you study Eva?

Eva: I have decided to study Humanities. I am very enthusiastic about it. Do you remember Dina? When she was in class eight, she used to make many things with wood.

Rashed: Yes, but I don't see her in the class.

Eva: She is taking vocational education after completing class eight. She likes to do hands-on work. In future, she also wants to earn money by doing some hands-on works. Don't you have any choice like this?

Rashed: I want to study Business Studies. But my parents want me to be a doctor in future. So, they want me to study science.

Eva: Why do you want to study Business Studies? What do you like to be when you grow up?

Rashed: Well, I think studying Business Studies is easy. But I haven't decided what I want to be.

Eva: But you should think before you decide to study. Shahida, my sister dreamt to be an engineer. But our family members thought that Humanities will suit her best as a female student. That's why she chose to study Humanities. But one of her friends was studying science. Now she is an engineer. Shahida still regrets and says, "If I had thought well before taking decision at that time, my dreams perhaps would have come true".

Rashed: Right you are, Eva. Now I will think well and then make up my mind".

Lesson 39 & 40: Selecting a discipline in education

Work

Let's work in groups and try to find out the answers of the following two questions and then present them in the class:

1. How does the selection of a subject/discipline influences determining the profession for the future? Give an example of a person from any of the professions like doctor, engineer, nurse, businessman, or

- teacher etc. highlighting his/her practical experiences of their life.
2. On which matters a student should give a thought while deciding the subject or discipline to study?
 3. Now each group presents those in the class.

Today we will invite 4 students from the disciplines or groups of science, humanity, business studies and vocational education in this class. We want to learn about these disciplines or streams.

Work

Let's all get divided into 4 groups. Everyone in a group sit in circle and give one of our invited senior guests a seat in our middle. Now let us learn from him /her about the discipline or group he/she is studying. Let us know the reason of his/her studying the subject. Let's not forget the following things to ask and write down the necessary information briefly in our notebook.

1. Did they have to fulfill any qualification or pre-condition for studying in this group? If yes, what are they?
2. What are the subjects to be studied in this stream/group? Give a brief description of them.
3. What do they want to study in future after completing their study in this discipline? What are the opportunities he/she has for studying?
4. What do they want to be after completing their study in this discipline? What profession can he/she take?
5. Have you ever learnt from mistake? Would you please tell us about it?

N.B: One class period has to be allocated for this activity.

After our discussion each group will make a poster with the brief answers of the above questions. Now each group will hang their posters at each corner of the classroom. Then the members of the rest three groups will have a look on the poster of a specific group. They will explain the answers written by the specific group. We can use a table to write down the result of the discussion or to present them in a poster.

Stream of education	Discipline/group	The subjects to be studied	The professions that can be chosen
General Education	Science		
	Humanities/Arts		
	Business studies		
Technical and Vocational Education			

* One class period has to be allocated for this activity.

Lesson 41: The influence of education in professional life

Jui, the journalist!

Jui likes to watch news on TV since her childhood. She likes to know the news of both home and abroad. A lot of news can be known even being at home. That is why from her childhood she aspires to take journalism as her profession. She wants to pass on information to everyone. That is why from the very beginning she planned which discipline and which subject she would study in. She chose to study Arts. Later, she studied “Journalism” in the university. At

university, she found many students memorizing lessons without understanding. But she always tried to understand her lessons well and at this she found delight in her study. Today she is a famous journalist. Everyone knows her and respects her. She gathers important news from different places and broadcasts them very nicely on the TV.

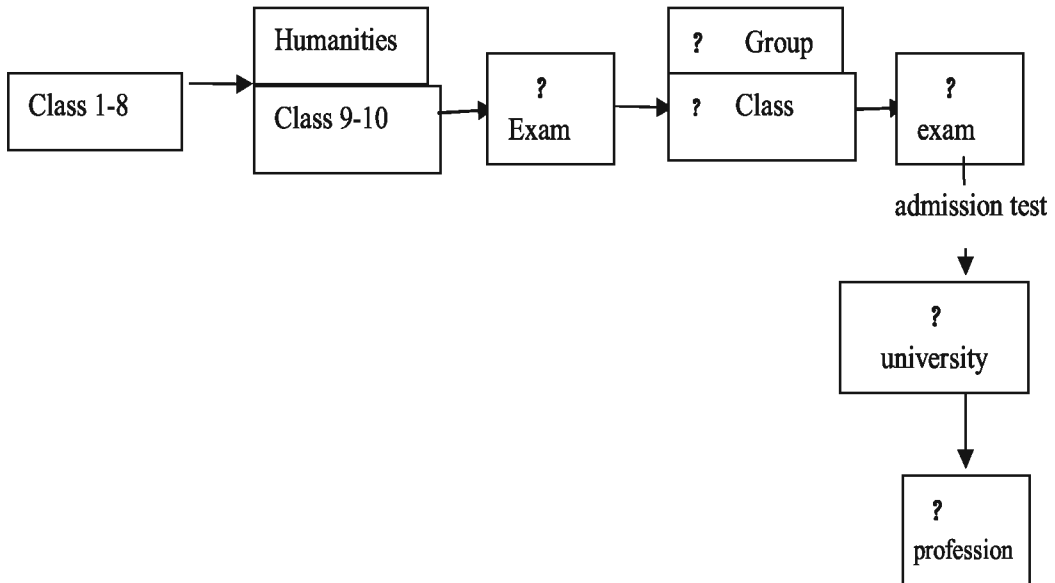
Shilu, her friend is also a journalist. One day she phoned Jui and told her “you did the right thing”, I just memorized my lessons without understanding them. So I can’t apply them in my real life. I can’t become a good journalist despite my hard work. I tell myself, “I wish I had learnt my lessons with good understanding and attention like Jui! ”



Pair work:

- Let’s together read the story above first and then fill up the following flowchart with the correct information.

Jui's student life and the steps of entering into a profession:



- Let's discuss with our friends. How did Jui's practice in her student life influence her success in her profession?

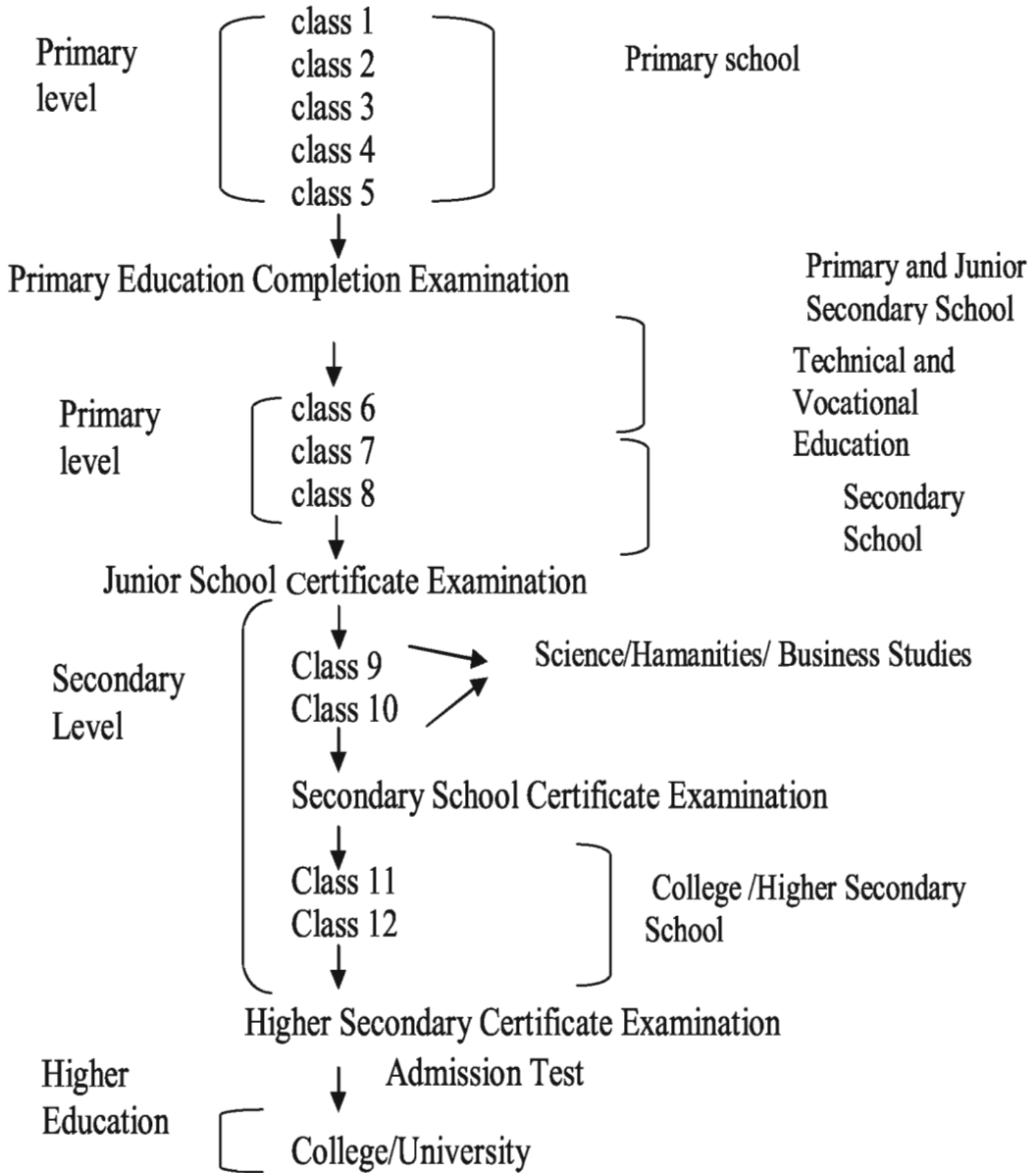
People choose their own profession for their livelihood, self-respect, utilizing their expertise and for their self-satisfaction, for example; some become teachers, some become architects to plan and make different designs. Some become carpenters who make things with wood. All these people with different professions require knowledge, skills and experience regarding their respective field. An English teacher has to be fluent in English, know what to teach and how to teach. Again, he who is an architect must know how to design a building. In fact, not all people need to learn everything, neither it is possible to learn. So, the profession one wishes to take at least needs to have knowledge and skills to perform his job properly. Can you tell how they can do it? Study is

a means by which people know about many things, understand them, and apply them. So, study and future work plan depends on each other.

Lesson 42: Different levels and groups of education

Let us know about the different levels and branches of education.

In our country, education from class one to class five is called primary education. Primary education is compulsory for all children in Bangladesh. Not only that, the Government of Bangladesh has created an opportunity for the children to study by supplying textbooks free to them. After completing primary level, the children have to take an exam which is called Primary Education Completion Exam. When they qualify this, they can enter into class six. Then they gradually move into class seven, class eight. After class eight, the students can study in general stream or they can study in technical and vocational education, If they study in general stream, they can choose any of the groups- Science, Humanities or Business Studies. The future education and career of a student depend on the group she/he chooses to study. Besides, the students have to sit for an exam at the end of every class eight, ten and twelve. According to National Education Policy 2010, the different steps of education are shown below:



Lesson 43-47: Selection of discipline and profession

We have seen that our selection of discipline and profession are related. Let us arrange a debate competition on this matter.

Group Work

Discussion for Debate

Let us all get divided into two teams. We will select a topic for each group through lottery. Now each team get divided into two groups, one in favour of the topic and another against the topic. Each group separately will note down the arguments for and against the topic. Now choose three speakers from each group who will present all the arguments. Besides, they will have to set a standard for evaluating the debate. It can be like this:

Group	Speakers	Presentation style	Pronunciation and accent	Use of argument	Use of cross examination and rebuttal	Use of facts and information	Total marks 25
For	Speaker 1						
	Speaker 2						
	Speaker 3						
	Total marks of the group speaking in favour						
Against	Speaker 1						
	Speaker 2						
	Speaker 3						
	Total marks of the opposition						

* One class period has to be allocated for this activity.

Topic of the debate 1

“Selection of educational stream should not be done upon the selection of profession, rather the selection of profession should be done according to the selection of educational stream”.

* Two class periods have to be allocated for this activity.

Topic of the Debate 2

“It is not the competencies but one’s eagerness which has to be given importance while selecting streams of education.”

* Two class periods have to be allocated for this activity.

Debate Competition

Topic 1	For	Team 1	3 speakers each 5 min= 15 minutes	One from each team will cross arguments for 3 minutes.
	Against	Team 2	3 speakers each 5 minutes = 15 minutes	
Topic 2	For	Team 3	3 speakers each 5 min=15 minutes	One from each team will cross arguments for 3 minutes.
	Against	Team 4	3 speakers each 5 min=15 minutes	

You can follow the above timetable for the debate competition. Also, you can make some changes according to your class time. When groups 1 & 2 will take part in the debate, one member from group 3 & 4 will work as a time keeper, five members will work as judges (along with the teachers) and 6 members will calculate the scores.

The duty of the time keeper

The time keeper will warn the debaters regarding their time. He/she will give a

warning bell 1 minute before their time ends and ring the bell as soon as the time is over. The time keeper will keep looking at the watch and do the work very attentively.

The duty of the Judges

Five members along with the teacher will work as judges. Each judge will score for each on the scoring sheet according to set standard.

The duty of the Scorers

The five judges will hand over their numbers to those who calculate numbers. Each of those who are assigned for calculation will add the total scores for each of the debaters and add the total scores of each group. They will find out the average score of each group given by the judges. They will finally give the scores to the teacher. The teacher will announce the result.

Lesson 48-50: The things to be considered while selecting the groups/streams in education

We can think of three steps for our future life.

Step 1

Know ourselves

Who am I?

At first, we will try to know about our eagerness, liking, disliking, strength and weaknesses, achievements, values, desires etc.

Pair Work

Let us know about our interest

Make a list of 10 of your favourite works. In the next column write which people or what things you need to do the work. In the next column, write how

many times you did the work in the last one month. Make a list of the professions that suit you.

Favourite works	Things or tools needed	Number of times I did in the last one month	The nature of work (the works can be of different kinds) Tools or things needed
Drawing Pictures	Colour, brushes, papers, pencil, erasers	6/7 times	work with tools or things

- * Working with information and concept
- * Working with people
- * Working with tools or machines

Step 2

To know about the work or profession and education

Which path I am following?

Now we need to know what sorts of possibilities there are for my education and what professions are there after my education.

Individual and pair work

'When I am 30 years old'

Imagine 'How do I want to see myself when I am 30 years old'. Suppose, at the age of 30, one day you have got up from bed early in the morning. Now try to answer the following questions and write a short paragraph based on it.



- a) Which city or country are you living in? (Dhaka, Bangladesh. New York, USA etc.)
- b) What type of house do you live in?
- c) Who else are living with you? (parents/couple/ children/relatives/friends)
- d) What is the profession you are engaged in?
- e) How is your dress like?
- f) How long and when do you work? (From morning till evening, from 9.00 to 5.00)
- g) Where do you work? How do you get there?
- h) What sorts of work do you do there?
(For example; writing/work on the computer/ discuss with people)
- i) What do you do at your leisure? (watch television/ do angling)
- j) Give a description of an important event that happened one day.

Step 3

Taking decision about work or profession

How can I reach my goal?

Individual and pair work: Interview your friend and write short notes.

1. What is the subject you are interested in?
2. What sorts of skills and qualities do you have?
3. What subjects do you like?
4. What subjects do you dislike?
5. How much these imagination match with your dream job?

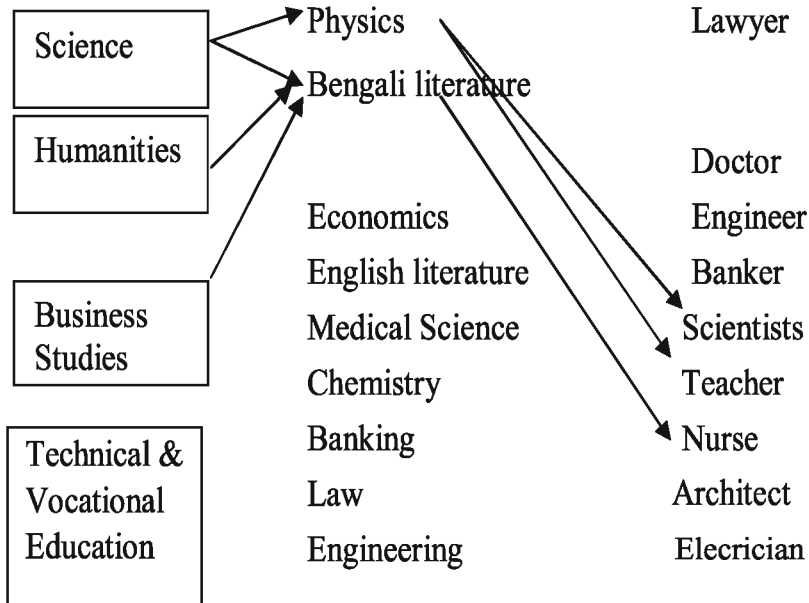
N.B: One class period has to be allocated for this activity.

You have to keep in mind that this decision is not something permanent, it can be changed. Rather, with the changes of eagerness, willingness, demands etc. you could change your decision. But it is important to take a specific decision. If we select a group at a specific level, we get the opportunity to enter in a specific workplace. Again, the opportunity to enter in other fields are closed.

Lesson 51-54: The pathway to higher education

Working in small groups: Some subjects of higher education and the names of some professions are given below. You can add some other subjects of higher education and some more professions to these.

Show with arrow signs which students can undertake which subjects in the colleges /universities. And, show with another arrow which profession the students can take after studying their subjects. Later, when the teacher will write the answers on the board, check your answers with those .



Entering into workplace through study

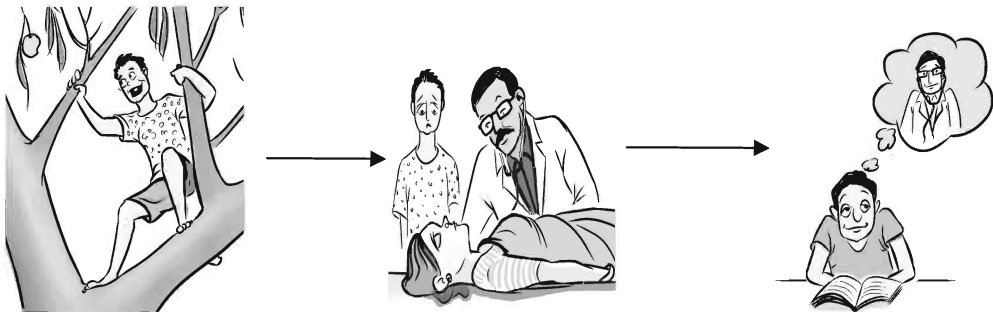
Today in our class we have invited two former students of our school and they are established in their own profession. We can interview them on the basis of the following Questions.

1. What were your favourite subjects when you were a student?
2. Which group/discipline did you choose? Why?
3. Which was your dream job? What made you take this profession?
4. What do you think you should consider while choosing a subject or a profession?
5. Do you have any story or event that influenced you in choosing your discipline or study area? If yes, what are those?

6. Who helped you take these important decisions in your life? How?
7. Have you ever learnt from your mistake? Would you please share it with us?

Sagor and his mother

Sagor was very restless. All the villagers were tired of his restlessness. Very often he stole mangoes from some other's trees, or set other's pet bird free. In spite of his naughtiness, he was very fond of his mother. He had limitless love and respect for his mother. He grew up but he was not attentive to his study at all. He only loved to be naughty. When he was a student of class eight, his mother became seriously ill. The doctors cured her mother with their utmost effort. Since then, Sagor changed himself. He stopped being naughty, and became attentive to his study. He said, "I will become a doctor. I will cure the mothers of many people."



Have you heard the story of Sagor?

Like Sagor's story, there are many events or stories that influence our future plan.

Lesson 55-70: What we need to become successful at work

Different types of professions need different types of qualifications or skills. But there are some general qualifications and qualities that one needs to be successful in any profession. Can you find out these skills or qualities?

Work

Get divided into groups and in groups find out the qualities needed to be successful at work. Note them down in your copies.

Now present them in the class and in your copies add those which are absent in your list.

The essential qualities required to be successful at work

- To be able to apply the acquired knowledge we learn
- Critical thinking skills (for example: to compare, to evaluate, to analyze etc.)
- To communicate successfully with others
- To be able to work with others
- To have self- control over one's thinking, manner and impulse
- To have the skills for creating new things
- To be able to adapt with a new environment
- The ability to lead
- Skills on using information and technology
- To be able to take proper decision
- To be able to solve problems

- To be able to develop realistic plan
- To become punctual
- Ability to tolerate mental stress at work
- To learn from mistakes and experience
- To become responsible
- To maintain positive attitude
- Eager to learn
- Ability to do work individually
- To be able to take risk if needed
- Ability to control over own attitude, emotion.

Here, some qualities needed to be successful at work are mentioned. You all get divided into some groups. Now each group select some qualities from the above list. Then think of a profession that you know well; for example; teaching, business, medical service etc. Think in your groups what problems will arise if someone has lack of the qualities for a profession you have thought. Try to give example for each case.

Required qualities/attributes	What problems might arise if it is absent	An imaginary event/story (as an example)
1.		
2.		

These professional skills have three foundations:

- **Basic skills:** reading, writing, calculating, listening and speaking
- **Thinking Skills:** creative thinking, taking decision, problem solving, mastering the learning process, and giving arguments etc.
- **Personal Qualities:** sense of responsibility, self-respect, social duty, self-management, honesty etc.

Making a poster with the ways of achieving success in education

In class six, we have discussed different qualities and the ways to achieve success in student life. Have you noticed that these are also needed to achieve success at work too? Let us draw posters in the next five classes about the ways of achieving success in the field of education . For this, we shall follow the instructions given below:

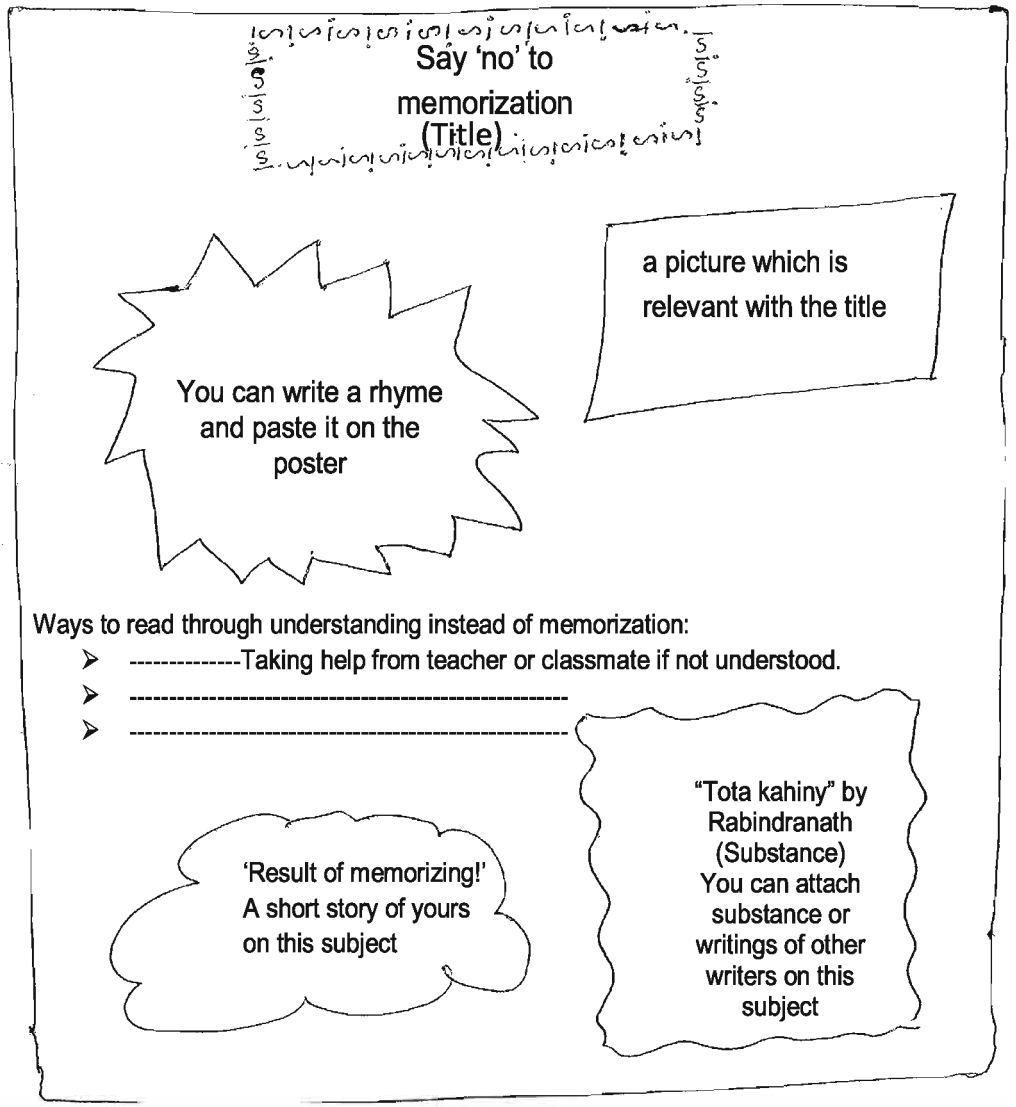
We all will get into groups and write the different ways to achieve success in student life through discussion. Now each group will read out their ways in the class and each will select five ways for making a poster.

Now each group will make one poster for each way and altogether they will make five posters. There can be headings, synopsis of the ways, a relevant picture, rhyme on the poster.

Each group will hang their poster for display. Every one will go through the posters done by others and ask questions to the group concerned if they need.

N.B: Four class periods have to be allocated for this activity.

A model Poster



Exercise

Multiple choice questions

1. Which path can the learners take after completing class eight?
 - A. Science, Arts or Business Studies
 - B. Medicine or Engineering
 - C. Technical and Vocational Education
 - D. Secondary School Certificate Examination
2. **Which depends on selecting discipline/group?**
 - A. Choosing a profession for the future
 - B. To get promotion to the next class
 - C. To sit for the SSC exam or not
 - D. The rules and regulations of the school
3. **Which of the sequences of the exams is correct?**
 - A. Primary Education Completion → Secondary School Certificate → Junior Secondary School Certificate → Higher secondary school certificate
 - B. Primary completion → Junior secondary school certificate → Secondary School Certificate → Higher Secondary school certificate
 - C. Junior Secondary School Certificate → Secondary School Certificate → Primary Completion Exam → Higher Secondary School Certificate
 - D. Junior Secondary School Certificate → Primary completion → Secondary School Certificate → Higher Secondary Certificate

4 . It is nessary to be successful in education-

- i. to select one's own choosen group type
- ii. to keep positive attitude
- iii. to memorise the difficult subject if it is not understood

Which one is correct?

- A. ii B. iii C. i & ii D. i, ii & iii

Creative Question

Mithun is a student of class eight. She wants to become a banker when she grows up. The result of her Annual Examination is published. She did best in science. Now she has to take decision which group she will study.

- A. What is academic life?
- B. What thing a student should consider before selecting group?
Explain.
- C. Which group is suitable for Mithun considering her future plan?
Describe.
- D. If Mithun selects Science group, what advantages or disadvantages he might have? Make a comparative discussion on it.

The End

2019

Academic Year

7-Work and Life

সমৃদ্ধ বাংলাদেশ গড়ে তোলার জন্য যোগ্যতা অর্জন কর

– মাননীয় প্রধানমন্ত্রী শেখ হাসিনা

নারী ও শিশু নির্যাতনের ঘটনা ঘটলে প্রতিকার ও প্রতিরোধের জন্য ন্যাশনাল হেল্পলাইন সেন্টারে
১০৯ নম্বর-এ (টোল ফ্রি, ২৪ ঘণ্টা সার্ভিস) ফোন করুন



Ministry of Education

For free distribution from academic year 2014 by the Government of the
People's Republic of Bangladesh